

# Earthwise Icon Series Windows



**earthwise**  
WINDOWS & DOORS

Manufactured By

**ME** Mercury  
Excelum  
INCORPORATED

*Factory Direct Earthwise Windows and Doors*

*A trusted and dependable name in building products since 1953 throughout New England*

## Featuring The Best Warranty In The Industry

Our Earthwise Icon Series Windows are designed to provide the ultimate strength while giving homeowners aesthetic quality, energy efficiency and security. Earthwise Windows are built to last and engineered to provide excellent thermal performance for as long as you own your home.

### Residential Limited Lifetime Coverage On:

Accidental glass breakage

Seal failure

All hardware

Vinyl frame & sash components

**Coverage is:**  
Fully transferable

Non-prorated

**Warranty:**  
backed by more than 70 years of quality window manufacturing

See warranty for complete details



### Unlimited Styles

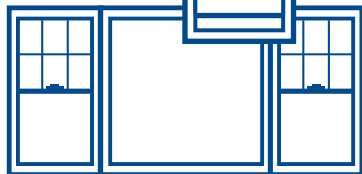
Whether trying to preserve a certain architectural look or create a dramatic statement, we offer a multitude of combinations utilizing styles, shapes and sizes that can fit your needs.



Slider



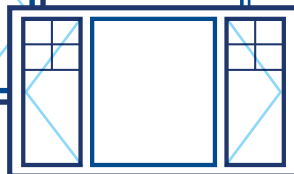
Double Hung



Quarter/Half/Quarter



Casement

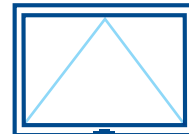


Picture


Quarter/Half/Quarter



Trapezoid

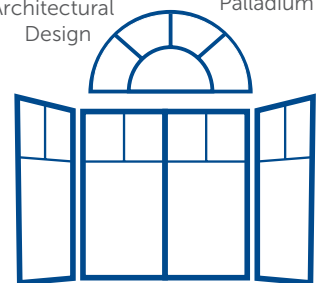


Awning



Palladium

Architectural Design



Bay, Bow, & Garden

## Manufacturing Details That Matter

You can trust our team to make sure every small detail is covered. Quality features you should expect from a great window as well as superior design elements make our windows a permanent solution.

### *Our Earthwise Icon Windows Guarantee Efficiency And Strength*

#### Heavy-Walled Construction

Maximum thermal air pocket technology allows for 0.18 U value

#### 3-1/4" Deep 4 Point

##### Fusion-Welded Frame & Sash

Provides strength, durability, and perfectly square windows that are air tight for maximum draft protection.

#### Self-Engaging Vent Latch

The window operating control device meets code requirements. Allows for ventilation with added security deterrent benefits.

#### Integrated Hardware Lock Tilt Latch System

Sashes tilt in for safe and easy cleaning. Clean look without separate tilt latches.

#### Interlocking Meeting Rail

Integral interlock provides additional security and draft-sealing efficiencies.

#### Sunshield® PVC Chemistry

SunShield weathers the toughest conditions. With superior color retention and weatherability, resistant to rot, insect, and microbial damage, never requires painting and easy to clean with common household cleaners

#### Strong One-Piece Sloped Sill

Multi-cavity sloped sill has no snap-on parts and provides positive water runoff, even in driving rains.



#### Structural DP-55 Performance

Protects against hurricane force winds up to 178 mph.  
(DP-55 size window 40x63)

#### Air Seal Draft Protection

Weatherstripping seals and protects from drafts, water, wind, dust and sounds from entering your home. Triple seals throughout the window design includes foam compression seals at head, meeting rail and sill.  
(0.05 CFM testing at Intertek)

#### Duralite Spacer System

Warm edge spacer system gives you superior insulated glass performance.

#### Balance Covers

Further reduce air infiltration while providing a polished finish.

#### Structural Fiberglass Innergy® Thermal Reinforcement

Provides metal like stiffness without the thermal conductivity.

#### 1-1/4" Triple Pane Insulated Low-E glass with Argon.

Our triple pane chambers come with 2 Low-E coatings and 2 Argon fills.

**U-value 0.18**

**Certified ENERGY STAR 7.0**

#### Block-and-tackle balances

Provides smooth operation and trouble free as well as safe and easy cleaning.



# The Power of Options

Make your home as unique as you are, with customizable window options. From colors to finishes, to hardware and more, you have the power to choose from endless features. Take a look at what we have to offer!

## STANDARD LOCKING HALF SCREEN

Optional full screen available

## GLASS OPTIONS

Tempered • Obscured • Tinted

## GRILL OPTIONS

Interior Grilles & Dividers



Flat



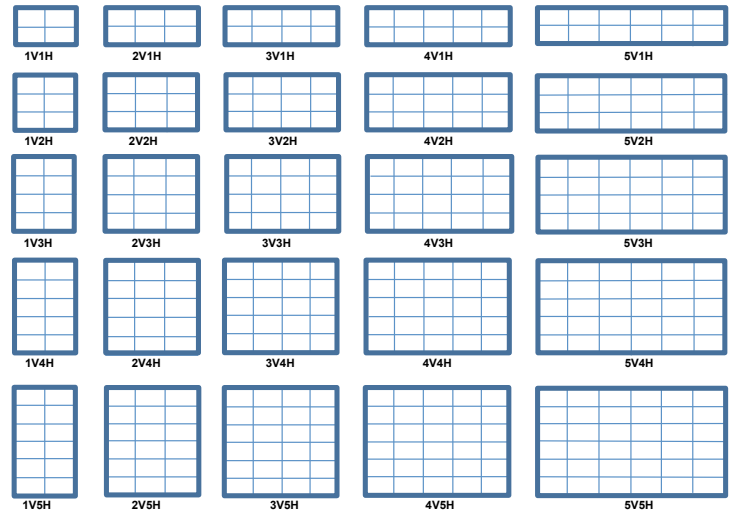
Contour




\* Simulated  
Divided Lites

\* Available with and without spacer

## Colonial Grid Patterns



## SOLID INTERIOR/EXTERIOR COLOR



Linen White

Colors shown are mechanically reproduced. They may vary from the actual product. Please refer to actual product sample for true color representation.

## EXTERIOR PAINT AND LAMINATE COLORS

Standard paint and laminate color options



Black



Bronze




Brown



Green




Red




Beige

## INTERIOR WOODGRAIN LAMINATE COLORS



Cherry



Oak

Custom painted colors available.

For custom paint colors, a color sample must be supplied.

Earthwise Windows is a national network of locally-owned window manufacturers.

Acadian Windows Destrehan, LA	Earthwise of Kansas City Kansas City, MO	Home Guard Industries Grabill, IN	Synergy Windows Sherman, TX
Advanced Window Products Salt Lake City, UT	Eastern Architectural Systems Fort Myers, FL	Mercury Excelum East Windsor, CT	U.S. Energy Windows North Las Vegas, NV
D&W Windows Davison, MI	Energy Shield Window & Door Phoenix, AZ	RJT Industries Woodbridge, VA	Western Window Nampa, ID
Dasan Glass and Windows Vernon, CA		Sprouse Windows New Martinsville, WV	



earthwise  
WINDOWS & DOORS

Manufactured By



215 South Main Street • East Windsor, CT 06088  
(860) 292-1800