

Earthwise EOS + Series Windows



Residential



Commercial



earthwise
WINDOWS & DOORS

Manufactured By



Factory Direct Earthwise Windows and Doors

A trusted and dependable name in building products since 1953 throughout New England

Featuring The Best Warranty In The Industry

Our Earthwise EOS + Series Windows are designed to provide the ultimate strength while giving homeowners aesthetic quality, energy efficiency and security.

Earthwise Windows are built to last and engineered to provide excellent thermal performance for as long as you own your home.

Residential Limited Coverage On:

20 Year Warranty

Seal failure

All hardware

Vinyl frame & sash components

Coverage is:
Fully transferable

Non-prorated

Warranty:
backed by more than 70 years of quality window manufacturing

See warranty for complete details



Unlimited Styles

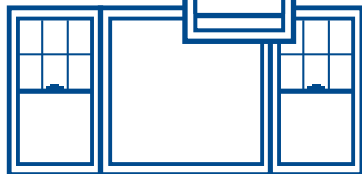
Whether trying to preserve a certain architectural look or create a dramatic statement, we offer a multitude of combinations utilizing styles, shapes and sizes that can fit your needs.



Slider



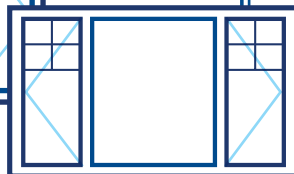
Double Hung



Quarter/Half/Quarter



Casement

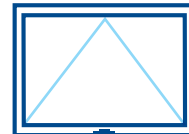


Picture


Quarter/Half/Quarter



Trapezoid

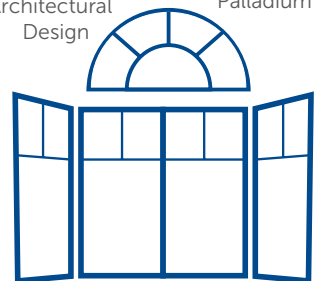


Awning



Palladium

Architectural Design



Bay, Bow, & Garden

Manufacturing Details That Matter

You can trust our team to make sure every small detail is covered. Quality features you should expect from a great window as well as superior design elements make our windows a permanent solution.

Our Earthwise EOS + Windows Guarantee Efficiency And Strength

Heavy-Walled Construction

Maximum thermal air pocket technology allows for 0.28 U value

3-1/4" Deep 4 Point

Fusion-Welded Frame & Sash

Provides strength, durability, and perfectly square windows that are air tight for maximum draft protection.

Vent Latch

Allows for ventilation with added security deterrent benefits.

Dual Action Lock and Keeper Tilt Latch System

Sashes tilt in for safe and easy cleaning.

Interlocking Meeting Rail

Integral interlock provides additional security and draft-sealing efficiencies.

Sunshield® PVC Chemistry

SunShield weathers the toughest conditions. With superior color retention and weatherability, resistant to rot, insect, and microbial damage, never requires painting and easy to clean with common household cleaners

Strong One-Piece Sloped Sill

Multi-cavity sloped sill has no snap-on parts and provides positive water runoff, even in driving rains.



Structural DP-55 Performance

Protects against hurricane force winds up to 178 mph.

(DP-55 size window 40x63)

Air Seal Draft Protection

Weatherstripping seals and protects from drafts, water, wind, dust and sounds from entering your home. Triple seals throughout the window design includes foam compression seals at head, meeting rail and sill.

(0.05 CFM testing at Intertek)

Duralite Spacer System

Warm edge spacer system gives you superior insulated glass performance.

Balance Covers

Further reduce air infiltration while providing a polished finish.

Structural Fiberglass Innergy® Thermal Reinforcement

Provides metal like stiffness without the thermal conductivity.

3/4" Dual Pane Insulated Low-E glass with Argon.

Our dual pane chamber comes with Low-E coating and Argon fill.

U-value 0.28

Block-and-tackle balances

Provides smooth operation and trouble free as well as safe and easy cleaning.

Locking aluminum half screen with fiberglass mesh



The Power of Options

Make your home as unique as you are, with customizable window options. From colors to finishes, to hardware and more, you have the power to choose from endless features. Take a look at what we have to offer!

STANDARD HALF SCREEN

Optional full screen available

GLASS OPTIONS

- Tempered • Obscured • Tinted
- ENERGY STAR Rated 1-1/4 triple pane with double Low-E/double Argon

GRILL OPTIONS

Interior Grilles & Dividers



Flat



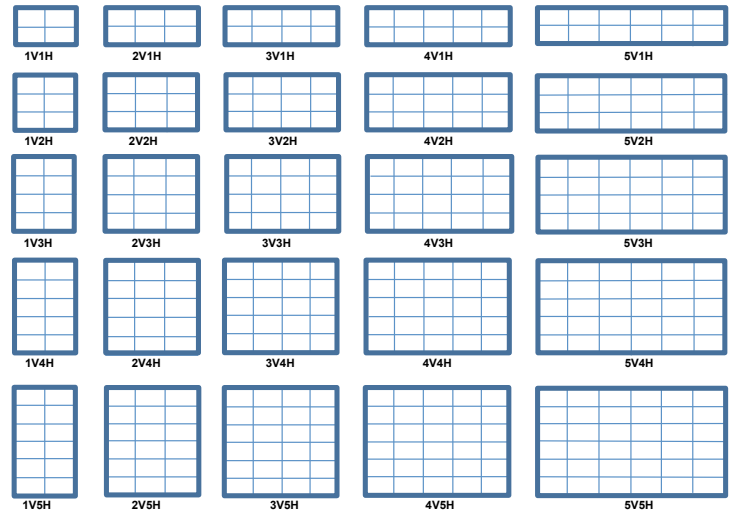
Contour




* Simulated Divided Lites

* Available with and without spacer

Colonial Grid Patterns



SOLID INTERIOR/EXTERIOR COLOR




Linen White

Colors shown are mechanically reproduced. They may vary from the actual product. Please refer to actual product sample for true color representation.

EXTERIOR PAINT AND LAMINATE COLORS

Standard paint and laminate color options



Black



Bronze




Brown



Green



Red



Beige

INTERIOR WOODGRAIN LAMINATE COLORS



Cherry



Oak

Custom painted colors available.

For custom paint colors, a color sample must be supplied.

Earthwise Windows is a national network of locally-owned window manufacturers.

Acadian Windows Destrehan, LA	Earthwise of Kansas City Kansas City, MO	Home Guard Industries Grabill, IN	Synergy Windows Sherman, TX
Advanced Window Products Salt Lake City, UT	Eastern Architectural Systems Fort Myers, FL	Mercury Excelum East Windsor, CT	U.S. Energy Windows North Las Vegas, NV
D&W Windows Davison, MI	Energy Shield Window & Door Phoenix, AZ	RJT Industries Woodbridge, VA	Western Window Nampa, ID
Dasan Glass and Windows Vernon, CA		Sprouse Windows New Martinsville, WV	



earthwise
WINDOWS & DOORS

Manufactured By



215 South Main Street • East Windsor, CT 06088
(860) 292-1800